



UNIVERSITY OF PORTSMOUTH

Visual Story

**After my
ceremony**

VISUAL STORY

AFTER MY CEREMONY

This Visual Story is designed for graduates and their guests attending a University of Portsmouth graduation ceremony. It has been designed for people who would benefit from knowing more about the event before they visit.

This Visual Story contains information about University of Portsmouth graduation ceremonies, including images to help you prepare for your visit.

There are four main venues for your graduation day:

- Ravelin Sports Centre where you will find the Help Desk, gowning and photography
- Portsmouth Guildhall where the ceremony takes place
- White Swan and King Henry Buildings where guests without a ticket can watch the live stream of the ceremony
- Ravelin Park where you will find the Graduation Village and enjoy your Celebratory Reception

This guide is about what you can do when your ceremony has finished. There are other guides about what you need to do before the ceremony and what happens at the ceremony.

CELEBRATORY RECEPTION AND GRADUATION VILLAGE


The Celebratory Reception takes place on Ravelin Park. This is the lawn area to the left of Ravelin Sports Centre.



On the lawn there will be a large marquee.

Inside the marquee you can collect a free drink. You can choose from prosecco, non-alcoholic sparkling wine or a selection of soft drinks. For the children there will be a selection of juice cartons. Water will also be available.

Only graduates and guests with tickets for the ceremony are entitled to free drinks. You may be asked to show your ticket by the catering staff.



There will be lots of things to do in the area:

- Visit the photo booth and have a fun picture taken
 - Take your photo in front of the flower wall
 - Enjoy playing fun family games
 - Climb into the giant deckchair for a fun photo
-



If you're hungry you can purchase food from the street food vendors.

- Need Street Food
- UoP Airstream
- Jakes Flakes

There will be picnic benches to sit at.

HAVING MY PHOTO TAKEN

If you have booked to have formal studio photographs with Eves you should go to Ravelin Sports Centre after your ceremony. You can have your photos taken before or after your ceremony, please allow 20-30 minutes for the photos to be taken. If you have your photos taken before your ceremony leave at least 15 minutes to walk to the Guildhall. There may be a limited number of appointments available on the day but this isn't guaranteed.



The entrance to the studios is to the far left of the Sports Hall as you look at it.

There will be a member of staff from Eves on hand to welcome you.

You will be taken to the next available photography studio.



The photographer will position you to get the best photos. They will ask before they move you.

You will have photos taken on your own with a certificate tube. If you have guests with you, you can have photos taken with them as well. You will be able to choose your favourite images a few days after the ceremony. You will receive an email with a link to view your images.

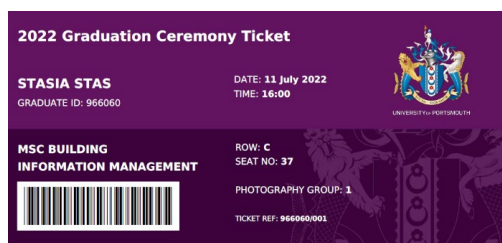
Once you have had your studio photos taken you can view your on stage photograph at one of the kiosks. You can print it off to take home with you.

RETURNING MY ACADEMIC DRESS (GOWN, HOOD AND CAP)


If you have hired your gown for the day you will need to return it by 7.00pm 4.30pm on 23 July. You return your gown to Eves in Ravelin Sports Hall.

PICKING UP MY AWARD DOCUMENTS (CERTIFICATE AND TRANSCRIPT)

The Certificate Collection Desk will be open after the first ceremony has finished until 7.00pm each day (4.00pm on 23 July). These will only be available for students who have ordered a printed copy of their award documents for collection via the Award and Verification Portal **prior to 18 July.**



If you have ordered a printed copy of your award documents for collection you can pick these up after you have returned your gown. Please have your order number ready. You will be greeted by a member of University staff. They will ask for your student ID and check to see if your documents are available. If your documents are available they will ask to scan your ticket. This registers that you have collected your documents.



Your documents come in a hard-backed envelope with the University's crest on the front. What you will receive will depend what you have ordered.

If your order is not available, the Supervisor will look on the system to see what has happened. There are a number of reasons why your order might not be available:

- Already been collected from University House or posted to your delivery address
- **Order not paid for by 18 July**
- Order not processed

The Supervisor will advise on next steps.

THINGS TO HELP ME REMEMBER MY SPECIAL DAY

As well as the memories you have collected on your special day, there are a number of things you can buy to help you remember.



You can print off the picture of you crossing the stage from the photo kiosks in the Reception Marquee and Ravelin Sports Hall. Search for your pictures and print your favourite or buy a digital download. Don't worry if you don't order them on the day, you can do this after the event

You can order a personalised GradClip of the moment you walked across the stage. This is a two minute video which includes your name being read out. Order online.

If you were captured by the roaming event photographer you will be able to view the images from your ceremony in the online viewing gallery. From here you can order digital or printed copies. **Order online.**



If you want to keep your certificate in pristine condition, you can purchase a frame to match your framed photographs. There are also folders and certificate tubes for sale. Visit the Eves sales desk in the Reception Marquee.



If you decide you want to keep your gown, hood and cap you can upgrade your hire to purchase.

The caps are available to buy separately and can even be framed so you can hang it on the wall. Visit the Eves sales desk in the Reception Marquee.



Other gifts and memorabilia will be on sale from the **Students' Union shop**. These include graduation bears, hoodies and lots more.

You can arrange for your name to be printed on clothing at the Print Shack.

Located on the ground floor of Neptune Building and at the pop-up shop in the Graduation Village.



Watch the ceremony back for free via the **University's YouTube channel**.
